



What is astigmatism?

Astigmatism is the condition, when the cornea doesn't have a regular, evenly curved shape, but has an ovoid shape, similar to a rugby ball. In the astigmatic eye, the light rays passing through the cornea do not meet at a single focal point, which causes blurred images, often resulting in poor vision. Special **toric** intraocular lenses can correct this kind of refractive error in the eye.

What is presbyopia?

Presbyopia is a condition of the eye where the natural crystalline lens has lost its elasticity and adaptability, making it increasingly difficult for the eye to focus on nearby objects.

Premium **trifocal** lenses can also enable close-up vision. The latest generation of Liberty® lenses are designed to provide you with optimal near, intermediate and distance vision.

Contact your doctor for more information on premium lenses.

Crystal clear vision with Medicontur lenses


With more than 6 million intraocular implants manufactured and sold worldwide over 30 years, Medicontur is recognized as an expert in the design and manufacturing of intraocular lenses.

Medicontur's self-developed, carefully crafted lenses are made from the highest quality materials. The unique, patented technology and design provide unrivalled levels of security, comfort and long-term reliability.

Contact:

Email: info@medicontur.com

Web: www.medicontur.com



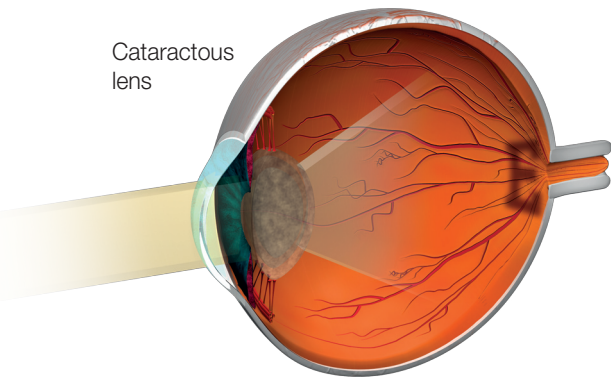
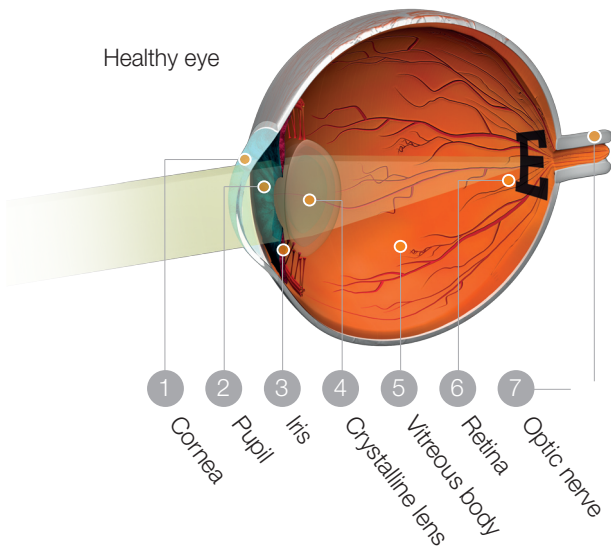
MEDICONTUR



MEDICONTUR

CATARACT PATIENT INFORMATION

*What do I need to know
about cataract surgery and
intraocular lenses?*



What is cataract?

Cataract is a clouded or opaque area in the normally transparent crystalline lens. As a result, incident light is scattered, resulting in a blurred image. Initially, most people do not realize that they have cataract, because small or early changes do not affect their vision. Over the years, as the opacity of the lens increases, the symptoms of cataract become more noticeable and vision deteriorates.

What are the symptoms of cataract?

- Blurred or cloudy vision.
- Faded colors.
- Light sources can be disturbing (for example, dazzling car lights at night, halos around lights, other dazzling lights, distracting light around lamps).
- Limited night vision.
- Double or multiple vision.
- Frequent changes needed in the diopter of glasses or contact lenses.

Consult your ophthalmologist for detailed information on possible solutions.

There are no medications, eye drops, glasses, or eye exercises which can stop or reverse the cataract that have already developed.

Is it possible for me to see clearly again?

After a visual acuity test and a thorough examination, your doctor will make the right diagnosis for you.

If your doctor determines that you have cataract, further examination will be required to find the most appropriate surgical procedure, according to your individual needs.

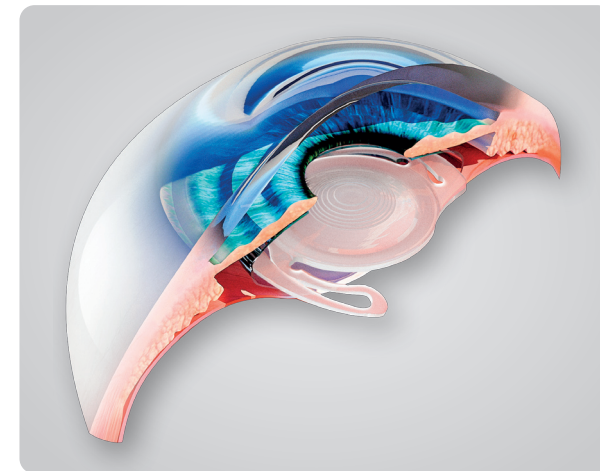
Cataract surgery is the only solution to restore proper vision.



Healthy eye



Cataract



Cataract surgery is one of the safest and most successful microsurgical procedures.

What about the treatment?

During cataract surgery, the blurred lens is removed and an artificial lens is implanted into your eye.

The doctor makes a small cut (1.8 – 2.2 mm) on the cornea. Using an ultrasonic instrument, the doctor slices the cataractous lens into tiny pieces, and sucks it out from the capsular bag. The intraocular lens (IOL) is then implanted through the same small incision.

- There is no need for general anesthesia or sutures (in most cases).
- Safe and predictable outcome, thanks to high-tech, innovative tools.
- The average duration of the surgical procedure is usually not more than 20-30 minutes.
- There is no need for inpatient care or complicated post-operative treatment.